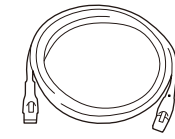
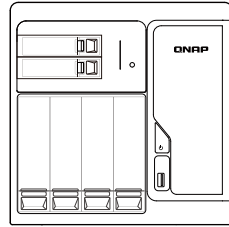



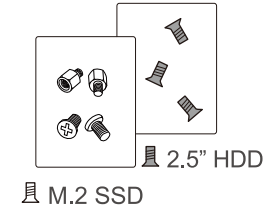
QNAP

# Turbo vNAS

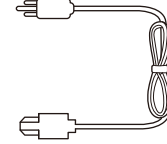
## Quick Installation Guide



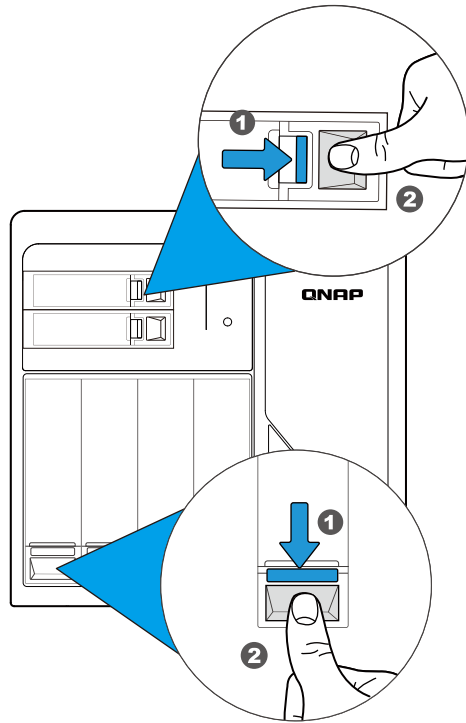
x 4 1GbE cable



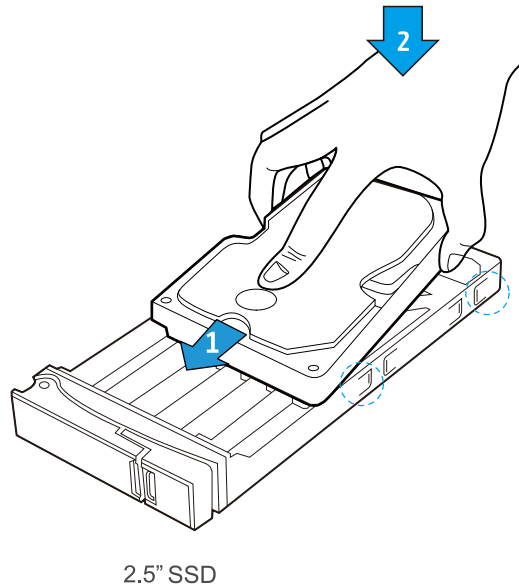
M.2 SSD



1

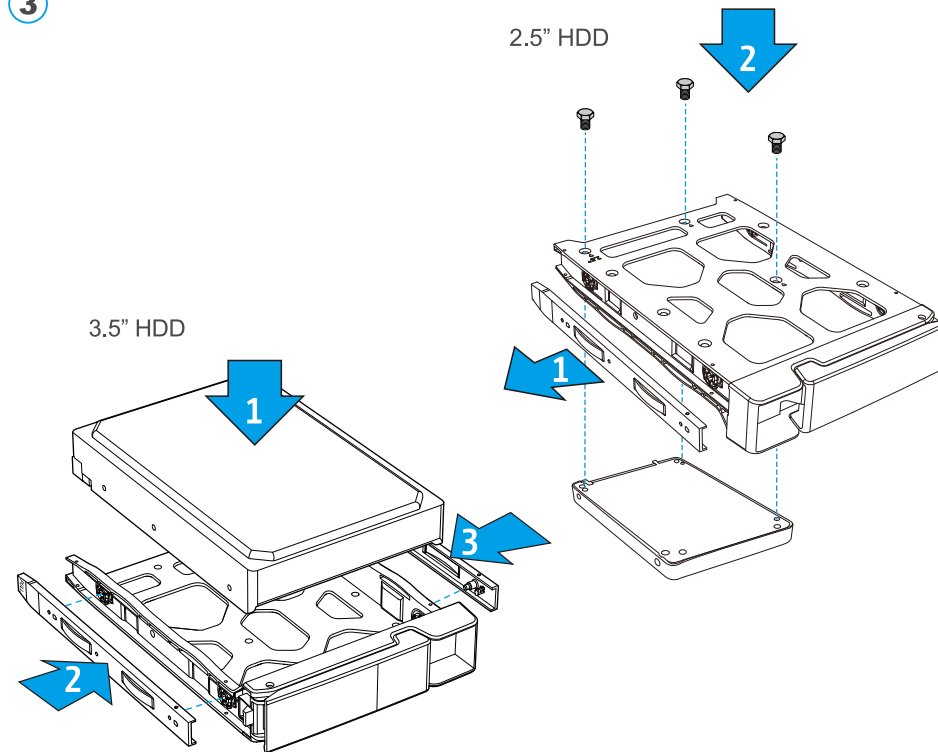


2



2.5" SSD

3



3.5" HDD

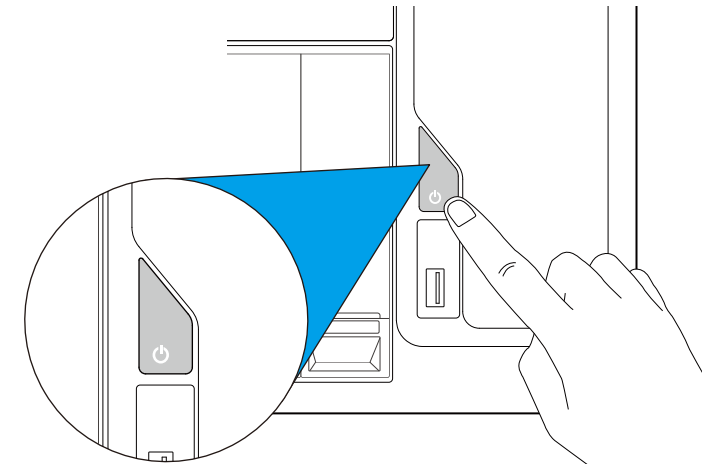
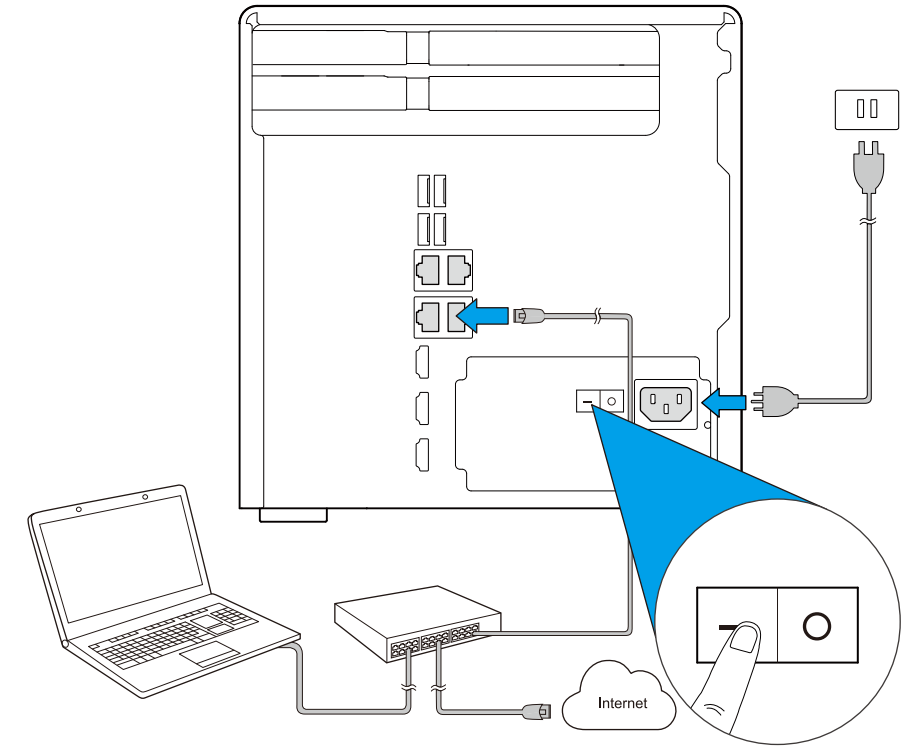
2.5" HDD

- (de) Alle Daten auf der Festplatte werden vor der Initialisierung gelöscht.
- (fr) Toutes les données sur le disque seront effacées lors de l'initialisation du disque dur.
- (it) Tutti i dati presenti verranno cancellati durante l'inizializzazione dei dischi.
- (es) Todos los datos del disco serán borrados con la inicialización del disco duro.
- (nl) Alle gegevens worden gewist tijdens initialisatie van de schijven.
- (sv) All data kommer att raderas när hårddisken initieras.
- (ru) Перейдите на страницу [start.qnap.com](http://start.qnap.com) и введите «Облачный ключ»

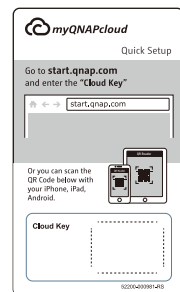
- (zh) 所有磁碟上的資料都將會被刪除。
- (cn) 所有硬盘上的数据都将会被清除。
- (ja) ハードディスクを初期化するとハードディスク上の全てのデータが削除されます。
- (tr) Sürücüdeki tüm veriler, yeni donanım girişi ile silinecektir.
- (hu) Keresse fel a [start.qnap.com](http://start.qnap.com) oldalt és adja meg a "Cloud Key"-t
- (cs) Všechna data na discích budou smazána v důsledku inicializace.
- (pl) Podczas inicjacji wszystkie zapisane na dyskach dane zostaną usunięte.

All the drive data will be cleared upon hard drive initialization.

HDD/SSD/M.2 SSD compatibility list  
<http://www.qnap.com/compatibility>



# 1 myQNAPcloud



or

# Qfinder Pro



<http://www.qnap.com/qfinderpro>

# 2

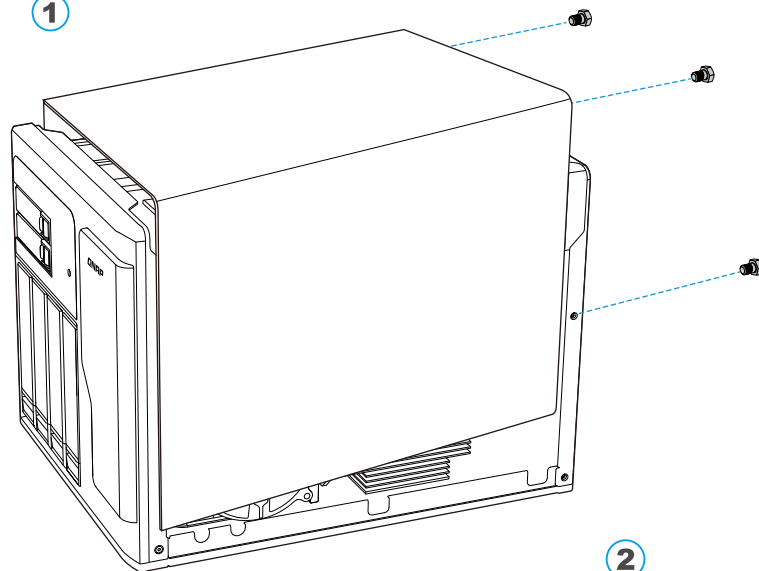


# 3

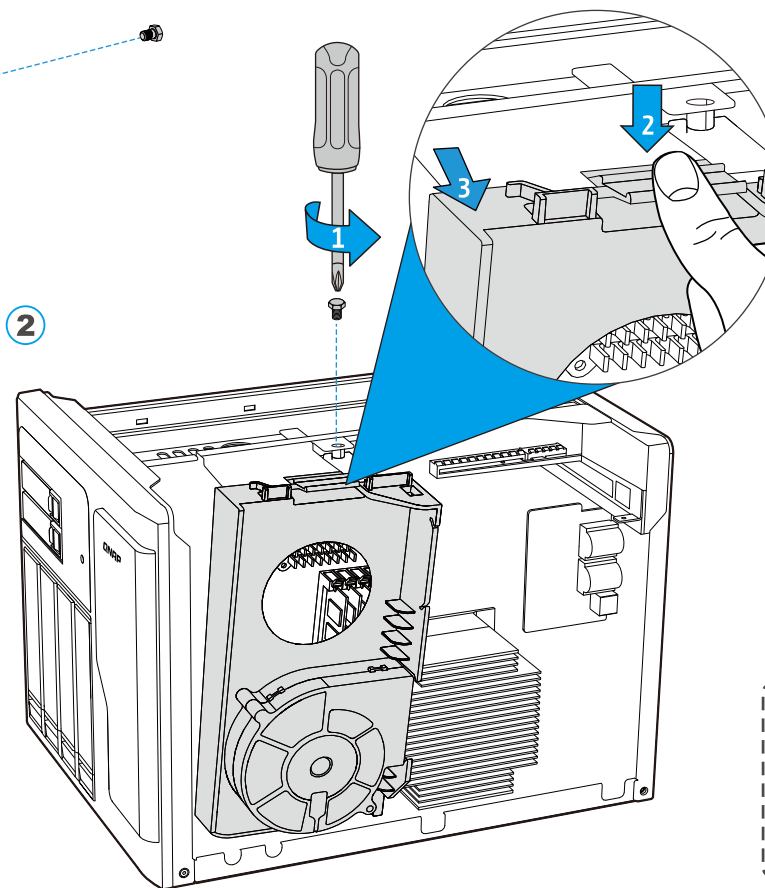


# M.2 SSD Installation

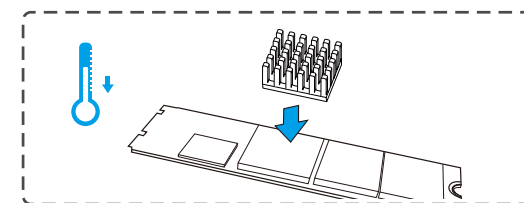
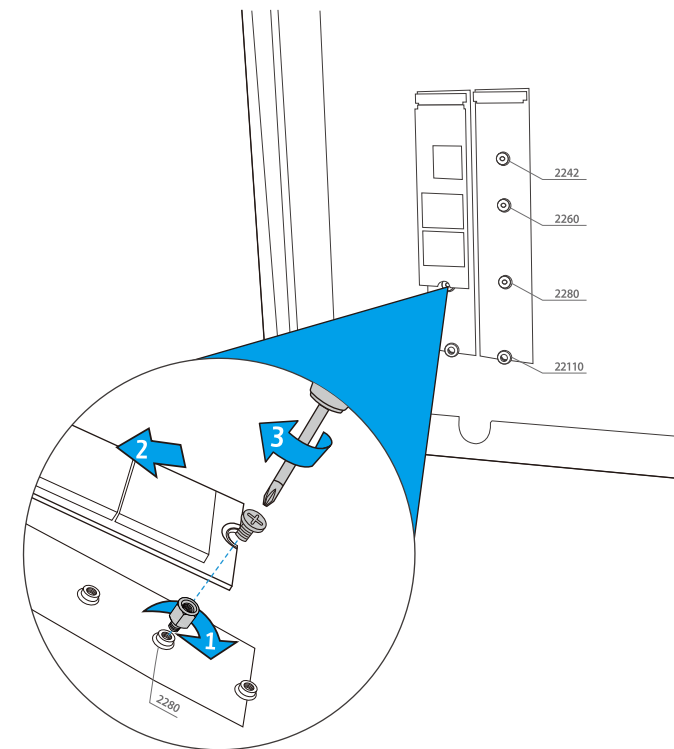
## 1



## 2



## 3



[www.qnap.com/support](http://www.qnap.com/support)



[docs.qnap.com](http://docs.qnap.com)



[www.qnap.com/download](http://www.qnap.com/download)